

## 3 Steps to a More Perfect Smile



### Step 1 **Expert Consultation**

Includes visual exam, discussion about any other relevant oral health considerations, and digital scan. Your dentist will explain the Lammina procedure, materials used, and post-treatment maintenance.



### Step 2 **Design and Custom Treatment Plan**

Using sophisticated digital software, you'll be able to see what the future YOU looks like with your more perfect smile! Once approved, the custom treatment plan will be sent to a lab where the materials needed to perform the procedure will be produced.



### Step 3 **Your New More Perfect Smile**

Once your custom designed materials arrive, your dentist will place your veneers. Lammina doesn't require aggressive reduction of healthy teeth, and if any adjustments are needed, they can be easily performed by your dentist in just one visit.

## How do I get started?


Talk with your Lammina® dentist about how you can achieve a more perfect smile.



MORE INFO AT:



[6monthsmiles.com/lammina](https://6monthsmiles.com/lammina)



  
**Lammina**  
NON INVASIVE VENEERS

**TRANSFORM YOUR SMILE  
IN 1 APPOINTMENT  
(LESS THAN 2 HOURS)**

## What are Lammina® Veneers?

Highly esthetic, non-invasive, toothcolored restoratives that are so thin they can be bonded on top of your original teeth.



Using digitally-designed custom trays that are designed by your dentist and our dentist-led team, the procedure can be performed in one visit that typically takes less than two hours.

### ADVANTAGES

#### ✓ FAST

A natural-looking winning smile in approximately 90 minutes.

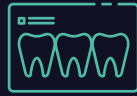
#### ✓ NO DRILLING

No need to remove your healthy tooth structure.

#### ✓ EXCELLENT RESULTS

A minimally invasive and esthetically appealing solution that is fully customized to your specific needs.

## Lammina covers all your needs



### COLOR

You'll be able to choose the color of your Lammina veneers.



### SIZE


You'll be able to increase the size of your teeth for a bigger smile.



### SHAPE

You'll be able to correct defects in the shape of your teeth.

BEFORE



& AFTER

## Q A Frequently Asked Questions

### How long do they last?

With proper care, Lammina composite veneers can last many years, typically between 10 to 15 years or even longer. This depends on various factors such as habits and maintenance. Regular check-ups with your dentist are crucial to ensure your veneers remain in good condition for as long as possible.

### Am I a candidate?

To find out if Lammina veneers are right for you, schedule a consultation with your dentist. They'll take a look at your oral health, the current state of your teeth, and discuss your smile goals to see if Lammina is a good fit for you.

### Can I tell what my smile will look like?

Your doctor will work with you to create a customized treatment plan specific to your needs and preferences. Before proceeding with the placement of Lammina veneers, your dentist will show you a preview of what to expect, ensuring that you are fully informed and comfortable.

### How long will it take?

Your Lammina veneer delivery appointment usually lasts no more than two hours, depending on how many teeth they need to work on. After that, you will be ready to show your stunning new smile.

### How much does it cost?

You will want to discuss the actual procedure cost with your dentist, but typically Lammina veneers are less costly than traditional porcelain veneers.